


## DATASHEET

### Enclosed Heat Detectors

- Fixed temperature alarm level
-  ATEX compliance
- Waterproof (IP67)

#### FIXED TEMPERATURE ALARM LEVEL

The detectors are conventional fixed temperature heat detectors, i.e. they will give an alarm within a response temperature range in accordance with AS7240.5 The sensing element is a heat pick-up shield and a bimetal switch.

An LED on the detector (not on 6298) will light up when the detector goes into alarm. The detector also has an output for an external LED.

The following types are available (static response temperature, class & temp. range):

- 6295, 5°C, class A2 S (54 to 70°C).
- 6296, 72°C, class B S (69 to 85°C).
- 6297, 87°C, class C S (84 to 100°C).
- 6298, 117°C, class E S (114 to 130°C).



#### LATCHING

The detectors are latching, i.e. they will not be automatically reset if the temperature, after the alarm, falls below the detector's static response temperature. The detector's LED and a connected ext. LED will be lit until the detector is reset via the c.i.e.

#### ATEX CLASSIFICATION

The detectors 6295 and 6296 complies with the ATEX classification Ex II 3GD EEx nA II T5. See also the opposite side of this page.

#### WATERPROOF CONNECTION BOX

The heat pick-up shield, the LED, all electronics, etc. are mounted in a grey waterproof detector housing, to be mounted on the attached connection box, which has three cable inlets. Three compression glands and a silicon gasket for IP67 are also attached.

## LABEL HOLDER

A label holder intended for a label showing "zone number", can be mounted in the connection box.

## MISCELLANEOUS

The detectors 6295-6298 are provided with three pairs of flying leads with female push-on connectors, see figure on the opposite side of this page. (Zone line cables (in / out) and an external LED.)

## PRODUCT APPLICATIONS VERSATILE ZONE INPUTS AND CONTROLS

The detectors can be used in the systems **firetracker** FT512, FT128 and FT1020G3 provided with some zone line inputs for the system respectively (e.g. an 8 zones expansion board 1580 / 4580 input, an addressable zone interface 2226 / 2335 input, an addressable multipurpose I/O unit 3361 input, etc.). Heat detectors are normally used in rooms where the temperature can be expected to rise rapidly in case of a fire or places where smoke detectors cannot be used.

The detectors are intended for outdoor use or indoor use in high humidity premises.

## TYPE NUMBERS

6295 - Enclosed heat detector, 57°C, class A2 S (54 to 70°C).

6296 - Enclosed heat detector, 72°C, class B S (69 to 85°C).

6297 - Enclosed heat detector, 87°C, class C S (84 to 100°C).



6298 - Enclosed heat detector, 117°C, class E S (114 to 130°C).

3390 - Label holder (100 holders per packet, excl. labels).

3391 - Labels for 3390 (10 sheets a 132 labels)

**Detector** mounting holes, 2x(4x7 mm) c/c = 70 mm. E+/E- = Ext. LED. A/B = zone line in/out (or end-of-line device). Connectors for wire diameter 0.6 - 1.2 mm (approx. 0.3 - 1.13 mm<sup>2</sup>).

**Connection box** mounting holes, 2x(5 mm) c/c = 108 mm. The connection box is prepared for required number of compression glands, one, two or three. A gland is approx. 30 mm high.



## TECHNICAL DATA

**Model Number** **629x**

**Voltage (V DC)**  
 Rated 24  
 allowed 12-30  
 normal 24 (zone line voltage)

**Current consumption at nom. voltage**

**Quiescent (mA)** 0

**Current limitation required, when active (mA)** 6295-6297: Must be min. 6 and max. 40  
 (EBL equipment has current limitation.) 6298: Must be min. 6 and max. 30

**Ext. LED output**  
**Voltage (V)** Zone line voltage minus 2 V  
**max. current output (mA)** 10 (no internal current limiter)

**Alarm resistance ( $\Omega$ )** For 6295-6297: approx. 400.  
For 6298: approx. 680

**Ambient temperature ( $^{\circ}\text{C}$ )** 6295 (A2 S): 6296 (B S): 6297 (C S):  
6298 (E S):

**operating (Min. / Typical / Max.)** -40 /+25 /+50   -40 /+40 /+65   -40 /+55 /+80  
-40 /+85 /+110

**storage** -45 to +70   -45 to +70   -45 to +70  
-45 to +70

**Ingress Protection rating** IP67 (attached connection box, silicon gasket and compression glands required)

**Static response temperature** 57, 72, 87, or 117 $^{\circ}\text{C}$  depending on detector / class. See text.





Fire Products & Solutions

Size w x h (mm)      Detector: 95 x 42      Connection box: 100 x 35  
Detector + Connection box: 100 x 75  
(excl. compression glands)

Weight (g)      Detector: 100  
Connection box (incl. 3 glands): 134

Construction      Body (6295, 6296): ABS  
Body (6297, 6298): Modified Polycarbonate.

Colour      Protector (on the body) & Connection box:  
Modified Polycarbonate. Grey (N8, Munsell colour code)

Approvals      05 EC Certificate no. 0845-CPD-232.1192 (6295); EN54-5  
05 EC Certificate no. 0845-CPD-232.1193 (6296); EN54-5  
05 EC Certificate no. 0845-CPD-232.1194 (6297); EN54-5  
05 EC Certificate no. 0845-CPD-232.1195 (6298); EN54-5  
AS 7240.5

ATEX classification (for 6295 & 6296 only)      6295: Ⓜ II 3GD EEx nA II T5  
(T100°C), -40°C ≤ Ta ≤ 50°C

6296: Ⓜ II 3GD EEx nA II T5  
(T100°C), -40°C ≤ Ta ≤ 65°C

